

Thurston County

The City of Yelm Zoning

Industrial/Commercial


- LI Light Industrial
- I Industrial District
- CBD Central Business District
- AC Arterial Commercial
- C-1 Commercial Zone
- C-2 Heavy Commerical Zone
- C-3 Large Lot Commercial





Residential

- MPC Master Planned Community
- RR1/5 Rural Residential 1/5
- R-6 Moderate Density Residential
- R-4 Low Density Residential
- R-16 High Density Residential

Other Zoning

- ID Institutional District
- P/OS - Park/Open Space

 Schools

-  Fire Stations
-  City Limits
-  Urban Growth Area
-  Railroads

